

# RIDERSHIP DATA

## CHARLOTTE'S SHARED MOBILITY PILOT PROGRAM



### IN JULY, THE AVERAGE DOCKLESS BIKE SHARE USER...



Took **1-3 trips**

Traveled **0.74 miles** per trip

Spent **9 minutes** biking per trip

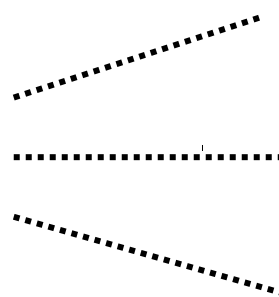

Since launching in November, nearly **173,264 TRIPS** have been taken using dockless bike share

# RIDERSHIP DATA

## CHARLOTTE'S SHARED MOBILITY PILOT PROGRAM



### IN JULY, THE AVERAGE E-SCOOTER USER...



Took **1-3 trips**

Traveled **1.42 miles** per trip

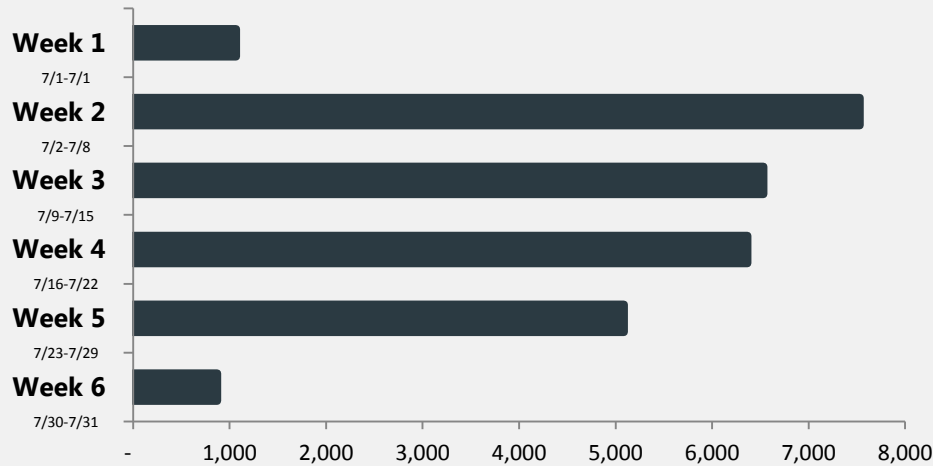
Spent **13 minutes** scooting per trip

Since launching in May, over **174,000 TRIPS** have been taken using e-scooter share

# JULY DATA

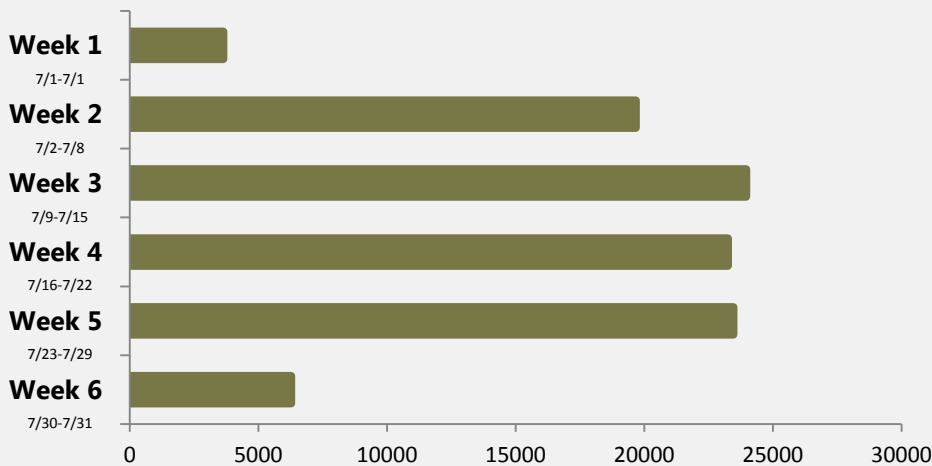
## CHARLOTTE'S SHARED MOBILITY PILOT PROGRAM

### BIKE SHARE TRIPS



**27,453 trips**  
**& 19,430 miles**  
biked in July

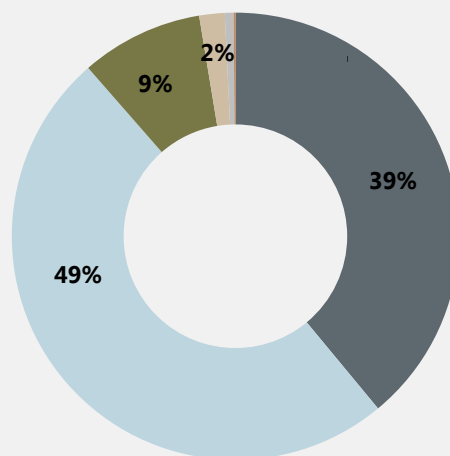
### E-SCOOTER TRIPS



**100,273 trips**  
**& 139,215 miles**  
scoted in  
July

### SHARED USERS

- New user
- 1 - 3 trips
- 4 - 8 trips
- 9 - 15 trips
- 16 - 30 trips
- 31 - 60 trips
- More than 60 trips



**30,123 new**  
shared mobility  
users in July

Since launching in November, nearly **430,000 MILES** have been biked and scooted using shared mobility